

VanEck FTSE China A50 ETF

CETF gives investors exposure to a diversified portfolio comprising the 50 largest companies in the mainland Chinese market. CETF aims to provide investment returns, before fees and other costs, that track the performance of the Index.

CETF

Benefits

Australia's only dedicated China A-shares market benchmark exposure

Access to a diversified portfolio of the 50 largest companies in the mainland Chinese market that make up the FTSE China A50 Index.

A-shares growth driven by domestic consumption

Domestic consumption growth in China is the highest in the world.

Diversified across companies and sectors

Comprised of the largest and the most liquid mainland China companies considered to be the pillar companies of the Chinese economy and leaders in their sectors.

Performance

| | 1 Month (%) | 3 Months (%) | 6 Months (%) | 1 Year (%) | 3 Year (% p.a.) | 5 Year (% p.a.) | Since Inception (% p.a.) |
|----------------------------------|----------------|-----------------|-----------------|---------------|--------------------|--------------------|-----------------------------|
| Price return | -3.93 | -0.91 | 0.04 | 7.42 | -0.51 | -0.50 | -2.76 |
| Income return | 0.00 | 0.00 | 0.00 | 2.04 | 2.05 | 1.77 | 2.41 |
| Total return | -3.93 | -0.91 | 0.04 | 9.46 | 1.54 | 1.27 | -0.35 |
| CETF index | -3.88 | -0.76 | 0.35 | 10.15 | 2.19 | 1.91 | 1.27 |
| FTSE China A50 Net Tax AUD Index | -3.88 | -0.76 | 0.35 | 10.15 | 2.19 | 1.91 | 3.64 |

The table above shows past performance of the ETF from 26 June 2015. Past performance is not a reliable indicator of current or future performance which may be lower or higher.

*The Blended Index shows the relevant index performance from the ETF Inception Date. The current Index (XINA50AN) performance history is shown for the previous 10 years. Blended Index performance is shown from the ETF Inception Date.

Results are calculated to the last business day of the month and assume immediate reinvestment of dividends. ETF results are net of management fees and costs, but before brokerage fees or bid/ask spreads incurred when investors buy/sell on the ASX. Index performance excludes cost of investing in the ETF. Performance data for periods longer than one year are annualised.

Since 23 April 2020, the fund has operated as VanEck FTSE China A50 ETF, and aims to track the FTSE China A50 Index (current investment objective). Prior to 23 April 2020 the fund operated under the name VanEck China CSI 300 ETF and aimed to track the CSI 300 Index (old investment objective). In the Blended Index, performance data from 23 April 2020 onwards reflects the fund's current investment objective, while performance data prior to 23 April 2020 reflects the old investment objective.

Key risks

An investment in the ETF carries risks associated with: ASX trading time differences, China, financial markets generally, individual company management, industry sectors, foreign currency, sector concentration, political, regulatory and tax risks, fund operations, liquidity and tracking an index. See the VanEck FTSE China A50 ETF PDS and TMD for more details.

Fund information

ASX code

CETF

Bloomberg code

XINA50AN

IRESS code

CETF.AXW

Index

FTSE China A50 Net Tax AUD Index

Inception date

26 June 2015

Net Assets

\$33.4M

Management fee*

0.60% p.a.

Dividend frequency

1 each year

Fundamentals

Number of holdings

50

Price/Earnings ratio

11.70

Fwd Price/Earnings ratio

10.98

Price/Book ratio

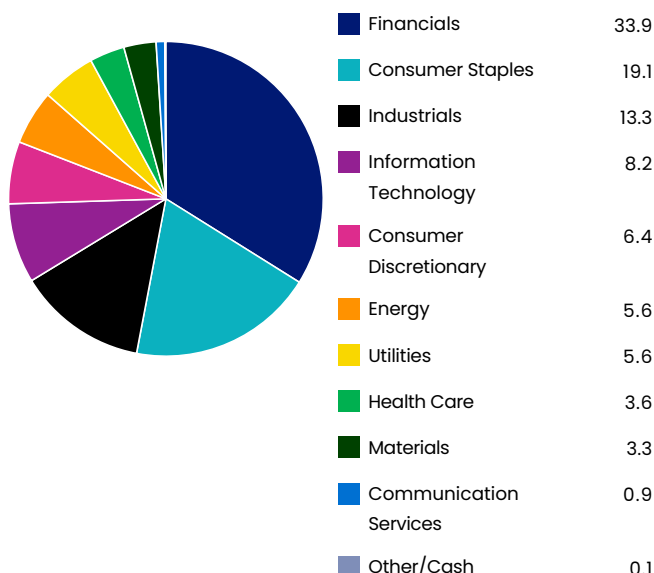
1.43

Dividend yield

3.57%

*Other fees and costs apply.
Please see the PDS for more details.

Sector weightings (%)



Top ten fund holdings (weightings %)

| | |
|---|------|
| KWEICHOW MOUTAI CO LTD | 11.5 |
| CONTEMPORARY AMPEREX TECHNOLOGY CO LTD | 6.9 |
| CHINA MERCHANTS BANK CO LTD | 5.3 |
| CHINA YANGTZE POWER CO LTD | 4.4 |
| BYD CO LTD | 4.2 |

| | |
|--|-----|
| PING AN INSURANCE GROUP CO OF CHINA LTD | 3.3 |
| INDUSTRIAL & COMMERCIAL BANK OF CHINA L | 3.2 |
| WULIANGYE YIBIN CO LTD | 2.9 |
| AGRICULTURAL BANK OF CHINA LTD | 2.8 |
| INDUSTRIAL BANK CO LTD | 2.7 |


About VanEck

For more than 60 years VanEck has delivered strategies for investors that provide unequalled access to markets, sectors and investment ideas. VanEck is one of the world's largest issuers of ETFs, managing in excess of US\$100 billion globally for individual and institutional investors. In Australia, VanEck is a pioneer of smart beta strategies and has more than 40 funds on ASX.


Contact us

+61 2 8038 3300
info@vaneck.com.au
vaneck.com.au

 VanEck-Australia

 VanEck_Au

 VanEckAus

 VanEckAustralia

Source: VanEck, FactSet.

Securities listed are not recommendations to buy or sell.

All figures are in Australian dollars unless stated otherwise.

Dividend Yield is the weighted average of each portfolio security's distributed income during the prior twelve months.

VanEck Investments Limited (ACN 146 596 116 AFSL 416755) (VanEck) is the issuer and responsible entity of all VanEck exchange traded funds (Funds) trading on the ASX. This information is general in nature and not personal advice, it does not take into account any person's financial objectives, situation or needs. The product disclosure statement (PDS) and the target market determination (TMD) for all Funds are available at vaneck.com.au. You should consider whether or not an investment in any Fund is appropriate for you. Investments in a Fund involve risks associated with financial markets. These risks vary depending on a Fund's investment objective. Refer to the applicable PDS and TMD for more details on risks. Investment returns and capital are not guaranteed.

CETF is not in any way sponsored, endorsed, sold or promoted by FTSE International Limited or the London Stock Exchange Group companies ('LSEG') (together the 'Licensor Parties') and none of the Licensor Parties make any claim, prediction, warranty or representation whatsoever, expressly or impliedly, either as to (i) the results to be obtained from the use of the FTSE China A50 Index ('Index') upon which the VanEck FTSE China A50 ETF ('the Fund') is based, (ii) the figure at which the Index is said to stand at any particular time on any particular day or otherwise, or (iii) the suitability of the Index for the purpose to which it is being put in connection with the Fund. None of the Licensor Parties have provided or will provide any financial or investment advice or recommendation in relation to the Index to VanEck or to its clients. The Index is calculated by FTSE or its agent. None of the Licensor Parties shall be (a) liable (whether in negligence or otherwise) to any person for any error in the Index or (b) under any obligation to advise any person of any error therein. All rights in the Index vest in FTSE. 'FTSE*' is a trademark of LSEG and is used by FTSE and VanEck under license.