



VanEck MSCI Multifactor Emerging Markets Equity ETF

EMKT invests in a diversified portfolio of large and mid-cap stocks from emerging markets countries. EMKT aims to provide investment returns, before fees and other costs, that track the performance of the Index.

EMKT

Benefits

Exposure to the world's fastest developing markets

Emerging markets offer investors access to developing nations including China, South Korea and India.

An optimal approach to emerging markets

A portfolio that provides access to economies experiencing rapid change by investing in companies included on the basis of Value, Low Size, Momentum and Quality factors

Outperformance potential

Taking a diversified approach across factors has been proven to produce outperformance over the long-term compared to a benchmark market capitalisation approach.

Performance

	1 Month (%)	3 Months (%)	6 Months (%)	1 Year (%)	3 Year (% p.a.)	5 Year (% p.a.)	Since Inception (% p.a.)
Price return	0.05	-0.67	5.00	8.26	8.01	7.41	3.76
Income return	0.00	0.00	0.00	2.87	4.46	3.59	2.75
Total return	0.05	-0.67	5.00	11.13	12.47	11.00	6.51
EMKT index	0.06	-0.80	4.64	11.87	13.69	12.22	7.53
MSCI Emerging Markets Index	-1.33	-0.13	2.77	10.64	7.54	6.84	4.52

The table above shows past performance of EMKT from 10 April 2018. Effective 1 June 2022 EMKT's reference index changed from the MSCI Emerging Markets Diversified Multiple-Factor Index ("old index") to the MSCI Emerging Markets Multi-Factor Select Index ("new index") without any change to the index methodology. Accordingly, a reference to 'index' in this performance history is a reference to the old index from the inception date to 31 May 2022 and to the new index on and from 1 June 2022. Index performance shown prior to 17 February 2015 is simulated based on the current Index methodology. Results are calculated to the last business day of the month and assume immediate reinvestment of distributions. ETF results are net of management fees and costs incurred in the fund, but before brokerage fees or bid/ask spreads incurred when investors buy/sell on ASX. Returns for periods longer than one year are annualised. Past performance is not a reliable indicator of current or future performance which may be lower or higher.

The MSCI Emerging Markets Index ("MSCI EMI") is shown for comparison purposes as it is the widely recognised benchmark used to measure the performance of emerging markets large- and mid-cap companies, weighted by market capitalisation. EMKT's index measures the performance of emerging markets companies selected on the basis of their exposure to value, momentum, low size and quality factors, while maintaining a total risk profile similar to that of the MSCI EMI, at rebalance. EMKT's index has fewer companies and different country and industry allocations than MSCI EMI.

Key risks

An investment in our emerging markets ETF carries risks associated with: ASX trading time differences, emerging markets, financial markets generally, individual company management, industry sectors, foreign currency, country or sector concentration, political, regulatory and tax risks, fund operations, liquidity and tracking an index. See the VanEck MSCI Emerging Markets Equity ETF PDS and TMD for more details.

Fund information

ASX code

EMKT

Bloomberg code

NA749434

IRESS code

EMKT.AXW

Index

MSCI Emerging Markets Multi-Factor Select Index

Inception date

10 April 2018

Net Assets

\$208.7M

Management fee*

0.69% p.a.

Dividend frequency

1 each year

Fundamentals

Number of holdings

220

Price/Earnings ratio

10.46

Fwd Price/Earnings ratio

9.98

Price/Book ratio

1.42

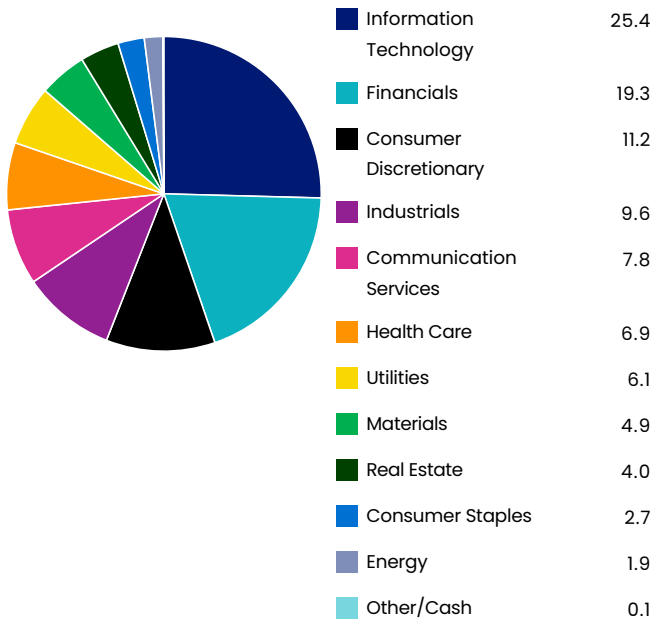
Dividend yield

4.25%

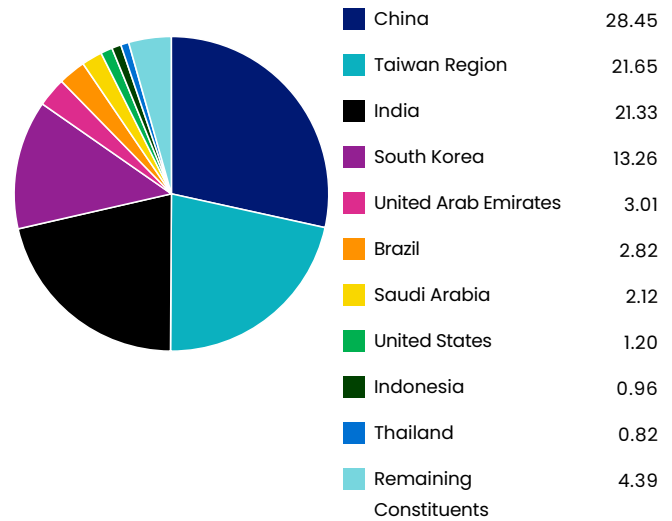
*Other fees and costs apply.

Please see the PDS for more details.

Sector weightings (%)



Country weightings (%)



Top ten fund holdings (weightings %)

TAIWAN SEMICONDUCTOR MANUFACTURING CO L	7.8
EMAAR PROPERTIES PJSC	2.9
TENCENT HOLDINGS LTD	2.8
HANWHA AEROSPACE CO LTD	2.3
ASE TECHNOLOGY HOLDING CO LTD	1.9





KIA CORP	1.8
POWER GRID CORP OF INDIA LTD	1.8
POP MART INTERNATIONAL GROUP LTD	1.8
HCL TECHNOLOGIES LTD	1.8
ASUSTEK COMPUTER INC	1.8

About VanEck

For more than 60 years VanEck has delivered strategies for investors that provide unequalled access to markets, sectors and investment ideas. VanEck is one of the world's largest issuers of ETFs, managing in excess of US\$100 billion globally for individual and institutional investors. In Australia, VanEck is a pioneer of smart beta strategies and has more than 40 funds on ASX.

Contact us

+61 2 8038 3300
info@vaneck.com.au
vaneck.com.au

-  VanEck-Australia
-  VanEck_Au
-  VanEckAus
-  VanEckAustralia

Source: VanEck, FactSet.

Securities listed are not recommendations to buy or sell.
 All figures are in Australian dollars unless stated otherwise.
 Dividend Yield is the weighted average of each portfolio security's distributed income during the prior twelve months.

VanEck Investments Limited (ACN 146 596 116 AFSL 416755) (VanEck) is the issuer and responsible entity of all VanEck exchange traded funds (Funds) trading on the ASX. This information is general in nature and not personal advice, it does not take into account any person's financial objectives, situation or needs. The product disclosure statement (PDS) and the target market determination (TMD) for all Funds are available at vaneck.com.au. You should consider whether or not an investment in any Fund is appropriate for you. Investments in a Fund involve risks associated with financial markets. These risks vary depending on a Fund's investment objective. Refer to the applicable PDS and TMD for more details on risks. Investment returns and capital are not guaranteed. EMKT is indexed to a MSCI index. EMKT is not sponsored, endorsed or promoted by MSCI, and MSCI bears no liability with respect to EMKT or the MSCI Index. The PDS contains a more detailed description of the limited relationship MSCI has with VanEck and EMKT.