

# VanEck Australian Banks ETF

MVB gives investors exposure to a diversified portfolio of ASX-listed banks and financial institutions.

Our Australian Banks ETF aims to provide investment returns, before fees and other costs, that track the performance of the index.

## MVB

### Benefits

#### Diversify across Australian banks

Invest in all the banks and remove single bank risk with one trade on ASX.

#### Tactical exposure

Targeted investment position to one of the pillars of Australia's economy.

#### Tax effective income

Australian banks have typically paid high franked income relative to other sectors.

### Performance

	1 Month (%)	3 Months (%)	1 Year (%)	3 Year (% p.a.)	5 Year (% p.a.)	10 Year (% p.a.)	Since Inception (% p.a.)
Price return	4.63	-5.98	18.02	6.11	15.59	2.72	3.75
Income return	0.00	0.15	4.48	5.64	5.35	5.06	5.25
<b>Total return</b>	<b>4.63</b>	<b>-5.83</b>	<b>22.50</b>	<b>11.75</b>	<b>20.94</b>	<b>7.78</b>	<b>9.00</b>
MVB index	4.65	-5.75	22.90	12.12	21.33	8.13	9.35
S&P/ASX 200 Financials ex A-REIT Index	5.63	-3.02	27.30	14.12	19.74	7.33	8.35

The table above shows past performance of the ETF from its Inception Date and of the Index from its Base Date. Index performance shown prior to its Launch Date is simulated based on the current Index methodology. Results are calculated to the last business day of the month and assume immediate reinvestment of distributions. ETF results are net of management fees and costs, but before brokerage fees or bid/ask spreads incurred when investors buy/sell on the ASX. Returns for periods longer than one year are annualised. Past performance is not a reliable indicator of current or future performance which may be lower or higher.

The S&P/ASX 200 Financials ex A-REIT Index is shown for comparison purposes as it is the widely recognised benchmark used to measure the performance of S&P/ASX 200 companies in the financial sector ex-A-REITs, weighted by market capitalisation. MVB's index measures the performance of the largest and most liquid ASX-listed companies that generate at least 50% of their revenue or assets from the Australian banking sector with a maximum weight of 20% in each security at rebalance. MVB's index has fewer companies and different financial sector allocations than the S&P/ASX 200 Financials ex A-REIT Index.

### Key risks

An investment in our Australian Banks ETF carries risks associated with: financial markets generally, individual company management, industry sectors, stock and sector concentration, fund operations and tracking an index. See the VanEck Australian Banks PDS and TMD for more details.

### Fund information

#### ASX code

MVB

#### Bloomberg code

MVMVBTRG

#### IRESS code

MVB.AXW

#### Index

MVIS Australia Banks Index

#### Inception date

14 October 2013

#### Net Assets

\$246.3M

#### Management fee\*

0.28% p.a.

#### Dividend frequency

3 each year

### Fundamentals

#### Number of holdings

7

#### Price/Earnings ratio

17.65

#### Fwd Price/Earnings ratio

17.36

#### Price/Book ratio

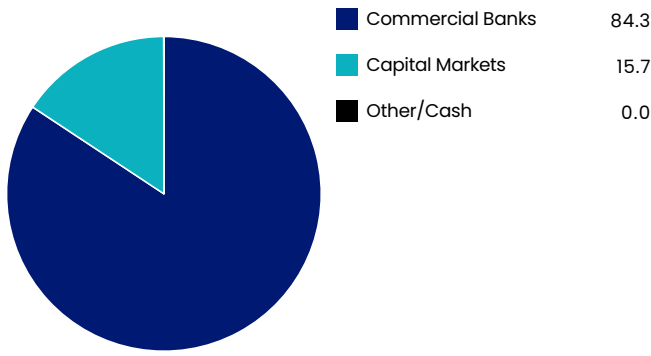
1.79

#### Dividend yield

4.25%

\*Other fees and costs apply. Please see the PDS for more details.

## Industry weightings (%)



## Top ten fund holdings (weightings %)

<b>COMMONWEALTH BANK OF AUSTRALIA</b>	21.9
<b>NATIONAL AUSTRALIA BANK LTD</b>	20.6
<b>WESTPAC BANKING CORP</b>	19.2
<b>ANZ GROUP HOLDINGS LTD</b>	18.7





<b>MACQUARIE GROUP LTD</b>	16.5
<b>BENDIGO &amp; ADELAIDE BANK LTD</b>	1.6
<b>BANK OF QUEENSLAND LTD</b>	1.2

## About VanEck

For more than 60 years VanEck has delivered strategies for investors that provide unequalled access to markets, sectors and investment ideas. VanEck is one of the world's largest issuers of ETFs, managing in excess of US\$100 billion globally for individual and institutional investors. In Australia, VanEck is a pioneer of smart beta strategies and has more than 40 funds on ASX.

### Contact us

+61 2 8038 3300  
info@vaneck.com.au  
vaneck.com.au

-  VanEck-Australia
-  VanEck\_Au
-  VanEckAus
-  VanEckAustralia

Source: VanEck, FactSet.  
Securities listed are not recommendations to buy or sell.  
All figures are in Australian dollars unless stated otherwise.  
Dividend Yield is the weighted average of each portfolio security's distributed income during the prior twelve months.

VanEck Investments Limited (ACN 146 596 116 AFSL 416755) (VanEck) is the issuer and responsible entity of all VanEck exchange traded funds (Funds) trading on the ASX. This information is general in nature and not personal advice, it does not take into account any person's financial objectives, situation or needs. The product disclosure statement (PDS) and the target market determination (TMD) for all Funds are available at vaneck.com.au. You should consider whether or not an investment in any Fund is appropriate for you. Investments in a Fund involve risks associated with financial markets. These risks vary depending on a Fund's investment objective. Refer to the applicable PDS and TMD for more details on risks. Investment returns and capital are not guaranteed.  
MVIS Australia Banks Index ('MVIS Index') is the exclusive property of MV Index Solutions GmbH based in Frankfurt, Germany ('MVIS'). MVIS is a related entity of VanEck. MVIS makes no representation regarding the advisability of investing in the Fund. MVIS has contracted with Solactive AG to maintain and calculate the MVIS Index. Solactive uses its best efforts to ensure that the MVIS Index is calculated correctly. Irrespective of its obligations towards MVIS, Solactive has no obligation to point out errors in the MVIS Index to third parties.