



## VanEck Video Gaming and Esports ETF

ESPO gives investors exposure to a diversified portfolio of the largest and most liquid companies involved in video game development, esports and related hardware and software globally. This gaming ETF aims to provide investment returns, before fees and other costs, that track the performance of the Index.

### ESPO

#### Benefits

##### Dynamic growth opportunity

Invests in the future of sports and accesses companies that are positioned to benefit from the increasing popularity of video games and esports.

##### Pure play and targeted exposure

Targeted exposure to companies that derive a significant portion of their revenues from the video gaming and esports industry, driving transformation in the sector.

##### Technology diversification

A diversified portfolio across countries and companies which offers opportunities away from Apple, Amazon, Facebook, Google and Microsoft.

#### Performance

	1 Month (%)	3 Months (%)	6 Months (%)	1 Year (%)	3 Year (% p.a.)	5 Year (% p.a.)	Since Inception (% p.a.)
Price return	3.06	22.45	33.80	59.72	16.72	--	13.97
Income return	0.00	0.00	0.00	1.02	1.04	--	0.76
<b>Total return</b>	<b>3.06</b>	<b>22.45</b>	<b>33.80</b>	<b>60.74</b>	<b>17.76</b>	<b>--</b>	<b>14.73</b>
ESPO index	3.11	22.66	34.20	61.71	18.45	21.37	15.39

The table above shows past performance of the ETF from 8 September 2020. Index performance shown prior to 14 August 2020 is simulated based on the current Index methodology. Results are calculated to the last business day of the month and assume immediate reinvestment of dividends. ETF results are net of management fees and costs incurred in the fund, but before brokerage fees or bid/ask spreads incurred when investors buy/sell on the ASX. Returns for periods longer than one year are annualised. Past performance is not a reliable indicator of current or future performance which may be lower or higher.

#### Key risks

An investment in our video gaming and esports ETF carries risks associated with: ASX trading time differences, emerging markets, financial markets generally, individual company management, industry sectors, foreign currency, country or sector concentration, political, regulatory and tax risks, fund operations, liquidity and tracking an index. See the VanEck Video Gaming and Esports ETF PDS and TMD for more details.

#### Fund information

##### ASX code

ESPO

##### Bloomberg code

MVESPOAT

##### IRESS code

ESPO.AXW

##### Index

MVIS Global Video Gaming and eSports Index

##### Inception date

08 September 2020

##### Net Assets

\$81.2M

##### Management fee\*

0.55% p.a.

##### Dividend frequency

1 each year

#### Fundamentals

##### Number of holdings

25

##### Price/Earnings ratio

31.82

##### Fwd Price/Earnings ratio

26.01

##### Price/Book ratio

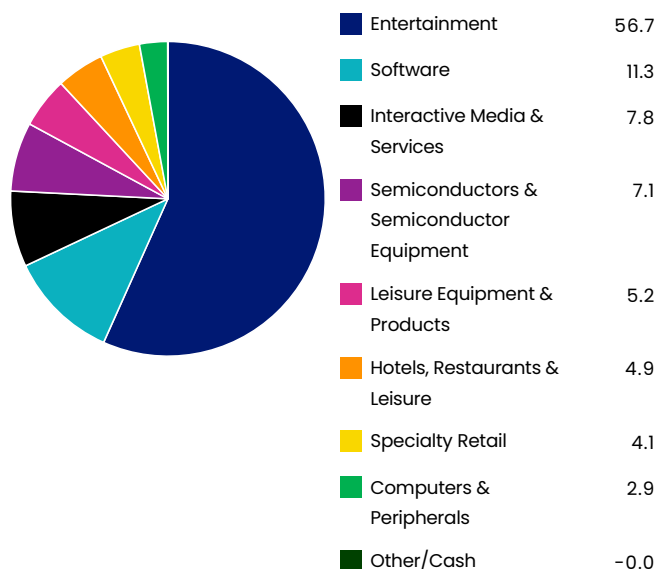
3.66

##### Dividend yield

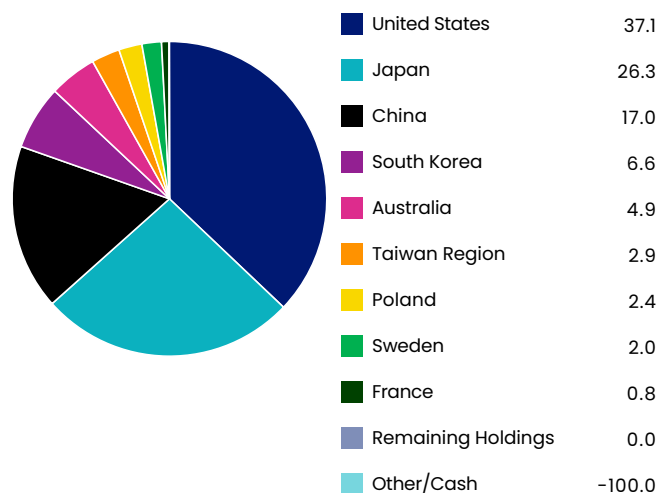
0.76%

\*Other fees and costs apply. Please see the PDS for more details.

## Sector weightings (%)



## Country weightings (%)



## Top ten fund holdings (weightings %)

<b>TENCENT HOLDINGS LTD</b>	7.7
<b>APPROVIN CORP</b>	7.5
<b>NINTENDO CO LTD</b>	7.1
<b>ADVANCED MICRO DEVICES INC</b>	7.0
<b>ROBLOX CORP</b>	6.4





<b>NETEASE INC</b>	6.3
<b>BANDAI NAMCO HOLDINGS INC</b>	5.1
<b>KRAFTON INC</b>	4.9
<b>ARISTOCRAT LEISURE LTD</b>	4.9
<b>CAPCOM CO LTD</b>	4.4

## About VanEck

For more than 60 years VanEck has delivered strategies for investors that provide unequalled access to markets, sectors and investment ideas. VanEck is one of the world's largest issuers of ETFs, managing in excess of US\$100 billion globally for individual and institutional investors. In Australia, VanEck is a pioneer of smart beta strategies and has more than 40 funds on ASX.

### Contact us

+61 2 8038 3300  
[info@vaneck.com.au](mailto:info@vaneck.com.au)  
[vaneck.com.au](http://vaneck.com.au)

-  VanEck-Australia
-  VanEck\_Au
-  VanEckAus
-  VanEckAustralia

Source: VanEck, FactSet.  
 Securities listed are not recommendations to buy or sell.  
 All figures are in Australian dollars unless stated otherwise.  
 Dividend Yield is the weighted average of each portfolio security's distributed income during the prior twelve months.

MVIS Global Video Gaming and eSports Index (AUD) (MVIS Index) is the exclusive property of MV Index Solutions GmbH based in Frankfurt, Germany (MVIS). MVIS is a related entity of VanEck. MVIS makes no representation regarding the advisability of investing in the Fund. MVIS has contracted with Solactive AG to maintain and calculate the MVIS Index. Solactive uses its best efforts to ensure that the MVIS Index is calculated correctly. Irrespective of its obligations towards MVIS, Solactive has no obligation to point out errors in the MVIS Index to third parties.