


VanEck[®]

VanEck India Growth Leaders ETF

GRIN gives investors a portfolio of fundamentally sound companies in India with the best growth at a reasonable price (GARP) attributes. GRIN aims to provide investment returns, before fees and other costs, which track the performance of the Index.

GRIN

Benefits

Tap Into India's Economic Acceleration

Gain exposure to a dynamic mix of companies driving one of the world's fastest-growing economies, powered by a rising middle class, digital transformation and long-term structural reform.

Smart Growth, Sensible Value

Employing a disciplined GARP (Growth at a Reasonable Price) strategy, the ETF targets Indian companies with strong fundamentals and attractive valuations, identified using MarketGrader's proprietary methodology.

High-Conviction, Quality-Focused Portfolio

Access 50 equally weighted Indian equities selected for their financial health, growth potential and valuation discipline - designed to balance opportunity with resilience.

Performance

	1 Month (%)	3 Months (%)	6 Months (%)	1 Year (%)	3 Year (% p.a.)	5 Year (% p.a.)	Since Inception (% p.a.)
Price return	--	--	--	--	--	--	-1.85
Income return	--	--	--	--	--	--	0.00
Total return	--	--	--	--	--	--	-1.85
GRIN index	0.00	-2.25	-8.90	2.53	15.05	21.08	-1.83

The table above shows past performance of the ETF from 15 April 2025. Index performance shown prior to 3 January 2025 is simulated based on the current Index methodology. Results are calculated to the last business day of the month and assume immediate reinvestment of dividends. ETF results are net of management fees and costs incurred in the fund, but before brokerage fees or bid/ask spreads incurred when investors buy/sell on the ASX. Returns for periods longer than one year are annualised. Past performance is not a reliable indicator of current or future performance which may be lower or higher.

Key risks

An investment in the ETF carries risks associated with: ASX trading time differences, India, financial markets generally, individual company management, industry sectors, foreign currency, sector concentration, political, regulatory and tax risks, fund operations, liquidity and tracking an index. See the PDS for more details on risk.

Fund information

ASX code

GRIN

Bloomberg code

MGINGLNR

IRESS code

GRIN.AXW

Index

MarketGrader India Growth Leaders 50 Index

Inception date

22 April 2025

Net Assets

\$1.5M

Management fee*

0.75% p.a.

Dividend frequency

1 each year

Fundamentals

Number of holdings

50

Price/Earnings ratio

14.14

Fwd Price/Earnings ratio

14.90

Price/Book ratio

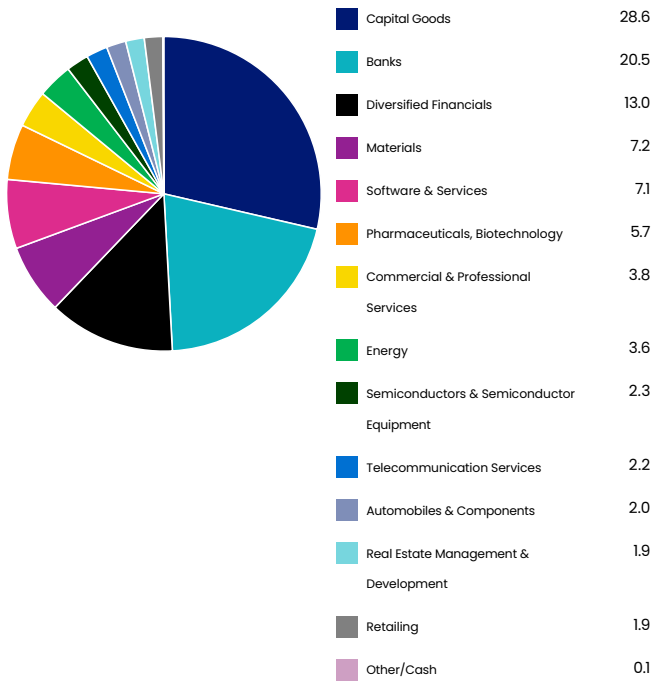
2.78

Dividend yield

1.34%

*Other fees and costs apply.
Please see the PDS for more details.

Sector weightings (%)



Top ten fund holdings (weightings %)

ZEN TECHNOLOGIES LTD	2.7
MAZAGON DOCK SHIPBUILDERS LTD	2.6
AUTHUM INVESTMENT & INFRASTRUCTURE LTD	2.5
ANGEL ONE LTD	2.4
HINDUSTAN AERONAUTICS LTD	2.4


FORCE MOTORS LTD	2.4
WAAREE ENERGIES LTD	2.4
BHARAT ELECTRONICS LTD	2.3
NIPPON LIFE INDIA ASSET MANAGEMENT LTD	2.3
JUPITER WAGONS LTD	2.2


About VanEck

For more than 60 years VanEck has delivered strategies for investors that provide unequalled access to markets, sectors and investment ideas. VanEck is one of the world's largest issuers of ETFs, managing in excess of US\$100 billion globally for individual and institutional investors. In Australia, VanEck is a pioneer of smart beta strategies and has more than 40 funds on ASX.


Contact us

+61 2 8038 3300
info@vaneck.com.au
vaneck.com.au

 VanEck-Australia

 VanEck_Au

 VanEckAus

 VanEckAustralia

Source: VanEck, FactSet.

Securities listed are not recommendations to buy or sell.

All figures are in Australian dollars unless stated otherwise.

Dividend Yield is the weighted average of each portfolio security's distributed income during the prior twelve months.

VanEck Investments Limited (ACN 146 596 116 AFSL 416755) (VanEck) is the issuer and responsible entity of all VanEck exchange traded funds (ETFs) trading on the ASX. This information is general in nature and not personal advice, it does not take into account any person's financial objectives, situation or needs. The product disclosure statement (PDS) and the target market determination (TMD) for all Funds are available at vaneck.com.au. You should consider whether or not an investment in any Fund is appropriate for you. Investments in a Fund involve risks associated with financial markets. These risks vary depending on a Fund's investment objective. Refer to the applicable PDS and TMD for more details on risks. Investment returns and capital are not guaranteed. CNEW tracks the MarketGrader China New Economy Index. "MarketGrader" And "MarketGrader China New Economy Index" are trademarks of MarketGrader.com Corporation. MarketGrader does not sponsor, endorse, sell or promote the Fund and makes no representation regarding the advisability of investing in the Fund. The inclusion of a particular security in the Index does not reflect in any way an opinion of MarketGrader or its affiliates with respect to the investment merits of such security.