



# VanEck MSCI International Value (AUD Hedged) ETF

HVLU gives investors a diversified portfolio of 250 international developed market large- and mid-cap companies, with high value scores as calculated by MSCI at each rebalance with returns hedged into Australian dollars. HVLU aims to provide investment returns, before fees and other costs, that track the performance of the Index.

## HVLU

### Benefits

#### International companies exhibiting value characteristics

Access a portfolio of international companies that are selected for their high value score relative to sector peers as measured by MSCI based on: (i) price to book value; (ii) price to forward earnings; and (iii) enterprise value to cash flow from operations.

#### Long term focus, capturing value across the market cycle

The index is designed to capture a high level of exposure to value while minimising unintended and unwanted sector bets.

#### Diversified across countries, sectors and companies

Offering investors a portfolio of 250 companies across a range of geographies, sectors and economies.

#### Australian dollar currency hedged

### Performance

	1 Month (%)	3 Months (%)	6 Months (%)	1 Year (%)	3 Year (% p.a.)	5 Year (% p.a.)	Since Inception (% p.a.)
Price return	3.58	4.22	2.73	7.25	--	--	12.78
Income return	0.00	0.00	0.00	4.32	--	--	3.69
<b>Total return</b>	<b>3.58</b>	<b>4.22</b>	<b>2.73</b>	<b>11.57</b>	<b>--</b>	<b>--</b>	<b>16.47</b>
HVLU index	3.61	4.33	2.93	11.92	8.11	8.37	16.82

The table above shows past performance of the ETF from 7 November 2023. Index performance shown prior to 10 October 2023 ("Launch Date") is simulated based on the current Index methodology. Results are calculated to the last business day of the month and assume immediate reinvestment of distributions. ETF results are net of management fees and costs, but before brokerage fees or bid/ask spreads incurred when investors buy/sell on the ASX. Returns for periods longer than one year are annualised. Past performance is not a reliable indicator of current or future performance which may be lower or higher.

### Key risks

An investment in the ETF carries risks associated with: ASX trading time differences, financial markets generally, individual company management, industry sectors, foreign currency, currency hedging, country or sector concentration, political, regulatory and tax risks, fund operations, liquidity and tracking an index. See the VanEck MSCI International Value (AUD Hedged) ETF PDS and TMD for more details.

### Fund information

#### ASX code

HVLU

#### Bloomberg code

HA754793

#### IRESS code

HVLU.AXW

#### Index

MSCI World ex Australia  
Enhanced Value Top 250 Select  
100% Hedged to AUD Index

#### Inception date

07 November 2023

#### Net Assets

\$8.3M

#### Management fee\*

0.43% p.a.

#### Dividend frequency

1 each year

### Fundamentals

#### Number of holdings

251

#### Price/Earnings ratio

11.88

#### Fwd Price/Earnings ratio

10.29

#### Price/Book ratio

1.16

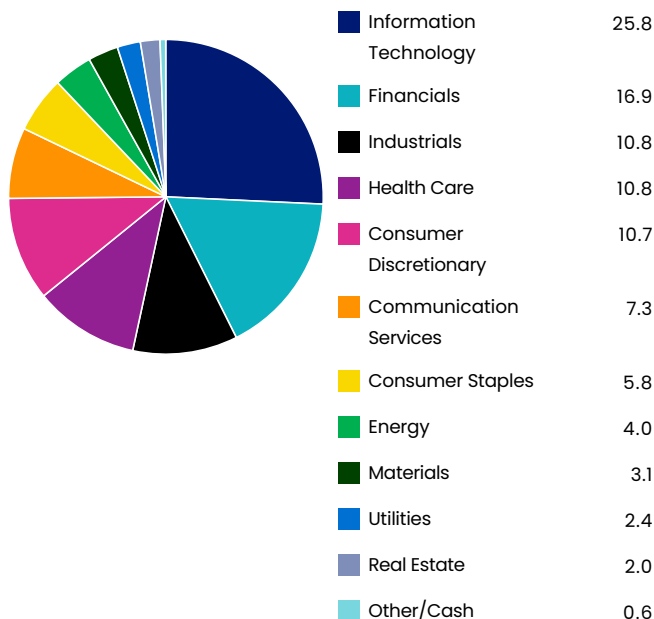
#### Dividend yield

3.57%

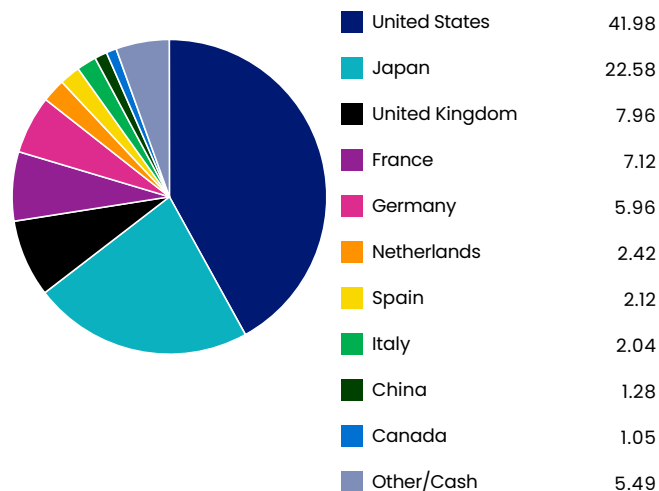
\*Other fees and costs apply.

Please see the PDS for more details.

## Sector weightings



## Country weightings (%)



## Top ten fund holdings (weightings %)

<b>CISCO SYSTEMS INC</b>	3.6
<b>INTERNATIONAL BUSINESS MACHINES CORP</b>	2.6
<b>QUALCOMM INC</b>	2.4
<b>AT&amp;T INC</b>	2.1
<b>TOYOTA MOTOR CORP</b>	2.1

<b>INTEL CORP</b>	1.8
<b>VERIZON COMMUNICATIONS INC</b>	1.7
<b>HSBC HOLDINGS PLC</b>	1.4
<b>PFIZER INC</b>	1.4
<b>CITIGROUP INC</b>	1.4


## About VanEck

For more than 60 years VanEck has delivered strategies for investors that provide unequalled access to markets, sectors and investment ideas. VanEck is one of the world's largest issuers of ETFs, managing in excess of US\$100 billion globally for individual and institutional investors. In Australia, VanEck is a pioneer of smart beta strategies and has more than 40 funds on ASX.


### Contact us

+61 2 8038 3300  
[info@vaneck.com.au](mailto:info@vaneck.com.au)  
[vaneck.com.au](http://vaneck.com.au)

 VanEck-Australia

 VanEck\_Au

 VanEckAus

 VanEckAustralia

Source: VanEck, FactSet.

Securities listed are not recommendations to buy or sell.

All figures are in Australian dollars unless stated otherwise.

Dividend Yield is the weighted average of each portfolio security's distributed income during the prior twelve months.

VanEck Investments Limited (ACN 146 596 116 AFSL 416755) (VanEck) is the issuer and responsible entity of all VanEck exchange traded funds (Funds) trading on the ASX. This information is general in nature and not personal advice, it does not take into account any person's financial objectives, situation or needs. The product disclosure statement (PDS) and the target market determination (TMD) for all Funds are available at [vaneck.com.au](http://vaneck.com.au). You should consider whether or not an investment in any Fund is appropriate for you. Investments in a Fund involve risks associated with financial markets. These risks vary depending on a Fund's investment objective. Refer to the applicable PDS and TMD for more details on risks. Investment returns and capital are not guaranteed.

HVLU is indexed to a MSCI index. HVLU is not sponsored, endorsed or promoted by MSCI, and MSCI bears no liability with respect to HVLU or the MSCI World ex Australia Enhanced Value Top 250 Select 100% Hedged to AUD Index. The PDS contains a more detailed description of the limited relationship MSCI has with VanEck and HVLU.