



VanEck S&P/ASX Midcap ETF

MVE gives investors exposure to a diversified portfolio of ASX-listed mid-sized companies. This mid-caps ETF aims to provide investment returns, before fees and other costs, that track the returns of the Index.

MVE

Benefits

Australia's only dedicated mid-caps ETF

Access Australia's only portfolio that tracks the S&P/ASX MidCap 50 Index.

Long-term performance potential

Australian mid-caps are the 'sweet spot' of the Australian equity universe and represent companies with the spirit of small companies combined with the maturity of large companies.

Diversified across a range of Australian sectors

A portfolio that includes a wide range of emerging large companies across sectors including healthcare, industrials, resources, technology, energy and more – all with one trade on ASX.

Performance

	1 Month (%)	3 Months (%)	1 Year (%)	3 Year (% p.a.)	5 Year (% p.a.)	10 Year (% p.a.)	Since Inception (% p.a.)
Price return	5.52	5.37	17.12	5.53	6.62	7.45	2.96
Income return	0.00	1.89	3.59	3.45	3.05	3.21	2.80
Total return	5.52	7.26	20.71	8.98	9.67	10.66	5.76
MVE index	5.56	7.39	21.27	9.49	10.19	11.10	6.07
S&P/ASX MidCap 50 Index	5.56	7.39	21.27	9.49	10.19	11.49	12.07

Past performance is not a reliable indicator of current or future performance which may be lower or higher.

The table above shows past performance of the ETF (Price Return, Income Return and Total Return) from the ETF Inception Date. The Blended Index* shows the relevant index performance from the ETF Inception Date. The current Index (S&P/ASX MidCap 50 Index) performance history is shown for the previous 10 years. Blended Index* performance is shown from the ETF Inception Date.

Results are calculated to the last business day of the month and assume immediate reinvestment of dividends. ETF results are net of management fees and costs, but before brokerage fees or bid/ask spreads incurred when investors buy/sell on the ASX. Index performance excludes cost of investing in the ETF. Performance data for periods longer than one year are annualised.

*Since 26 July 2016, the fund operates as VanEck S&P/ASX MidCap ETF, and aims to track the S&P/ASX MidCap 50 Index (current investment objective). Prior to 26 July 2016 the fund operated under the name VanEck Australian Emerging Resources ETF and aimed to track the MVIS Australia Junior Energy & Mining Index (old investment objective). In the Blended Index, performance data from 26 July 2016 onwards reflects the fund's current investment objective, while performance data prior to 26 July 2016 reflects the old investment objective.

Key risks

An investment in our mid-caps ETF carries risks associated with: financial markets generally, individual company management, industry sectors, fund operations and tracking an index. See the VanEck S&P/ASX MidCap ETF PDS and TMD for more details.

Fund information

ASX code

MVE

Bloomberg code

ASA34

IRESS code

MVE.AXW

Index

S&P/ASX MidCap 50 Index

Inception date

14 October 2013

Net Assets

\$338.6M

Management fee*

0.45% p.a.

Dividend frequency

2 each year

Fundamentals

Number of holdings

50

Price/Earnings ratio

27.31

Fwd Price/Earnings ratio

21.51

Price/Book ratio

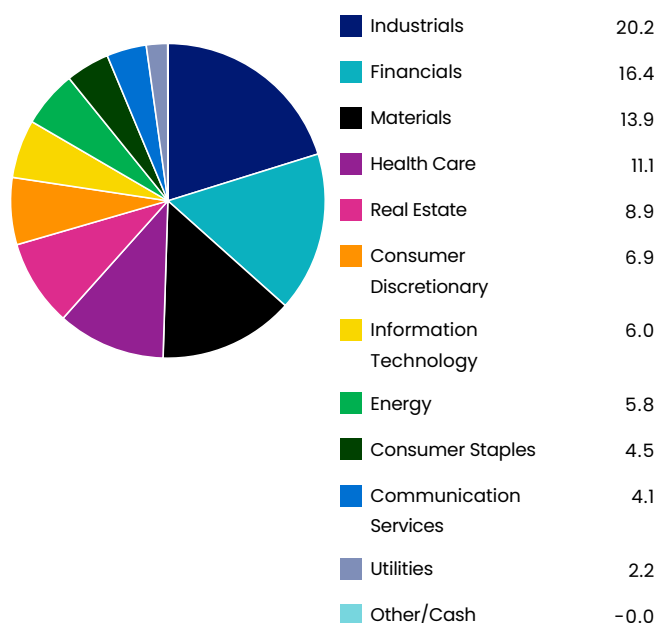
2.15

Dividend yield

2.54%

*Other fees and costs apply. Please see the PDS for more details.

Sector weightings (%)



Top ten fund holdings (weightings %)

PRO MEDICUS LTD	4.8
REA GROUP LTD	4.0
EVOLUTION MINING LTD	3.6
JB HI-FI LTD	3.5
SEVEN GROUP HOLDINGS LTD	3.0


NEXTDC LTD	3.0
TECHNOLOGY ONE LTD	2.9
ORICA LTD	2.7
WASHINGTON H SOUL PATTINSON & CO LTD	2.7
VICINITY CENTRES	2.7


About VanEck


For more than 60 years VanEck has delivered strategies for investors that provide unequalled access to markets, sectors and investment ideas. VanEck is one of the world's largest issuers of ETFs, managing in excess of US\$100 billion globally for individual and institutional investors. In Australia, VanEck is a pioneer of smart beta strategies and has more than 40 funds on ASX.


Contact us

+61 2 8038 3300
info@vaneck.com.au
vaneck.com.au

 VanEck-Australia

 VanEck_Au

 VanEckAus

 VanEckAustralia

Source: VanEck, FactSet.

Securities listed are not recommendations to buy or sell.

All figures are in Australian dollars unless stated otherwise.

Dividend Yield is the weighted average of each portfolio security's distributed income during the prior twelve months.

VanEck Investments Limited (ACN 146 596 116 AFSL 416755) (VanEck) is the issuer and responsible entity of all VanEck exchange traded funds (Funds) trading on the ASX. This information is general in nature and not personal advice, it does not take into account any person's financial objectives, situation or needs. The product disclosure statement (PDS) and the target market determination (TMD) for all Funds are available at vaneck.com.au. You should consider whether or not an investment in any Fund is appropriate for you. Investments in a Fund involve risks associated with financial markets. These risks vary depending on a Fund's investment objective. Refer to the applicable PDS and TMD for more details on risks. Investment returns and capital are not guaranteed.

The S&P/ASX MidCap Index (the Index) is a product of S&P Dow Jones Indices LLC or its affiliates ("SPDJI") and ASX Limited ("ASX") and licensed for use by VanEck. S&P® is a registered trademark of Standard & Poor's Financial Services LLC ("S&P"); Dow Jones® is a registered trademark of Dow Jones Trademark Holdings LLC ("Dow Jones"); and these trademarks have been licensed for use by SPDJI and sublicensed by VanEck. The Fund is not sponsored, endorsed, sold or promoted by SPDJI, Dow Jones, S&P, their respective affiliates, or ASX and none of them makes any representation regarding the advisability of investing in the Fund. Such parties do not accept liability for any errors, omissions, or interruptions of the Index and do not give any assurance that the Fund will accurately track the performance of the index or provide positive investment returns. Inclusion of a security within the index or Fund is not a recommendation by any party to buy, sell, or hold such security.