

VanEck China New Economy ETF

CNEW gives investors a portfolio of fundamentally sound companies in China having growth prospects in sectors making up 'the New Economy', namely technology, health care, consumer staples and consumer discretionary. CNEW aims to provide investment returns, before fees and other costs, that track the performance of the Index.

CNEW

Benefits

Step into China's future prosperity today

Access companies at the forefront of China's transformation representing the New Economy.

Diversified across companies and sectors

Target New Economy companies within the technology, health care, consumer staples and consumer discretionary sectors.

A portfolio of China A-shares comprising fundamentally strong companies

Invests in 120 fundamentally sound and attractively valued companies with growth prospects in China's New Economy.

Performance

	1 Month (%)	3 Months (%)	6 Months (%)	1 Year (%)	3 Year (% p.a.)	5 Year (% p.a.)	Since Inception (% p.a.)
Price return	1.55	16.28	-3.20	-1.25	-8.30	0.39	5.08
Income return	0.00	0.00	2.00	2.04	1.58	1.53	1.53
Total return	1.55	16.28	-1.20	0.79	-6.72	1.92	6.61
CNEW index	1.63	16.61	-0.59	2.04	-5.58	3.16	7.86

The table above shows past performance of the ETF from 8 November 2018. Index performance shown prior to 15 June 2017 is simulated based on the current Index methodology. The change of name in the index was to continue the existing methodology when the original index methodology was changed in September 2021. Results are calculated to the last trading day of the month in China and assume immediate reinvestment of distributions. ETF results are net of management fees and costs, but before brokerage fees or bid/ask spreads incurred when investors buy/sell on the ASX. Returns for periods longer than one year are annualised. Past performance is not a reliable indicator of current or future performance which may be lower or higher.

Key risks

An investment in this China equities ETF carries risks associated with: ASX trading time differences, China, financial markets generally, individual company management, industry sectors, foreign currency, sector concentration, political, regulatory and tax risks, fund operations, liquidity and tracking an index. See the VanEck China New Economy ETF PDS and TMD for more details.

Fund information

ASX code

CNEW

Bloomberg code

MGCNEAUN

IRESS code

CNEW.AXW

Index

MarketGrader China New Economy Index

Inception date

08 November 2018

Net Assets

\$119.0M

Management fee*

0.95% p.a.

Dividend frequency

1 each year

Fundamentals

Number of holdings

120

Fwd Price/Earnings ratio

19.59

Price/Earnings ratio

18.53

Price/Book ratio

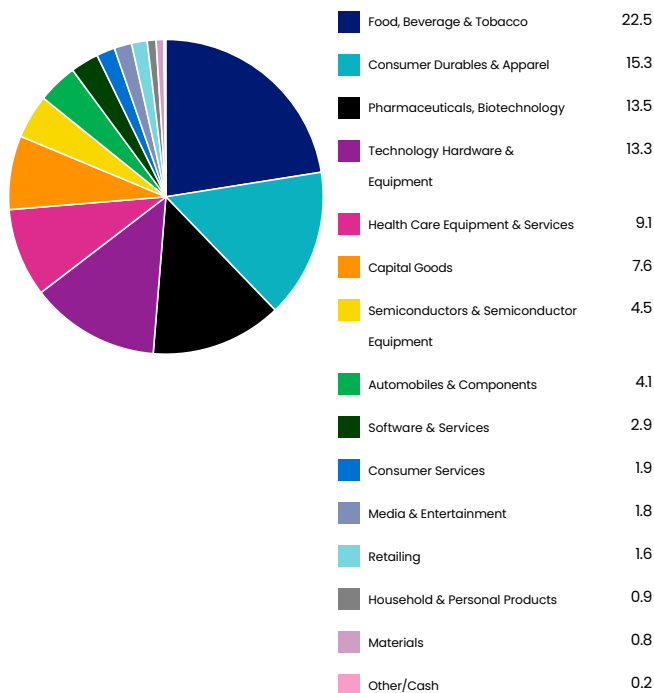
3.25

Dividend yield

2.24%

*Other fees and costs apply. Please see the PDS for more details.

Sector weightings (%)



Top ten fund holdings (weightings %)

TOREAD HOLDINGS GROUP CO LTD	1.2
ZHEJIANG CRYSTAL-OPTECH CO LTD	1.2
BEIJING ULTRAPOWER SOFTWARE CO LTD	1.1
SUZHOU TFC OPTICAL COMMUNICATION CO LTD	1.1
CHANGBAI MOUNTAIN TOURISM CO LTD	1.1

XIAMEN AMOYTOP BIOTECH CO LTD	1.1
XGD INC	1.1
YANTAI CHINA PET FOODS CO LTD	1.1
HHC CHANGZHOU CORP	1.0
SUZHOU ALTON ELECTRICAL & MECHANICAL IN	1.0

About VanEck


For more than 60 years VanEck has delivered strategies for investors that provide unequalled access to markets, sectors and investment ideas. VanEck is one of the world's largest issuers of ETFs, managing in excess of US\$100 billion globally for individual and institutional investors. In Australia, VanEck is a pioneer of smart beta strategies and has more than 40 funds on ASX.


Contact us

+61 2 8038 3300
info@vaneck.com.au
vaneck.com.au

 VanEck-Australia

 VanEck_Au

 VanEckAus

 VanEckAustralia

Source: VanEck, FactSet.

Securities listed are not recommendations to buy or sell.

All figures are in Australian dollars unless stated otherwise.

Dividend Yield is the weighted average of each portfolio security's distributed income during the prior twelve months.

VanEck Investments Limited (ACN 146 596 116 AFSL 416755) (VanEck) is the issuer and responsible entity of all VanEck exchange traded funds (Funds) trading on the ASX. This information is general in nature and not personal advice, it does not take into account any person's financial objectives, situation or needs. The product disclosure statement (PDS) and the target market determination (TMD) for all Funds are available at vaneck.com.au. You should consider whether or not an investment in any Fund is appropriate for you. Investments in a Fund involve risks associated with financial markets. These risks vary depending on a Fund's investment objective. Refer to the applicable PDS and TMD for more details on risks. Investment returns and capital are not guaranteed.

CNEW tracks the MarketGrader China New Economy Index. "MarketGrader" And "MarketGrader China New Economy Index" are trademarks of MarketGrader.com Corporation. MarketGrader does not sponsor, endorse, sell or promote the Fund and makes no representation regarding the advisability of investing in the Fund. The inclusion of a particular security in the Index does not reflect in any way an opinion of MarketGrader or its affiliates with respect to the investment merits of such security.