



# VanEck Gold Miners ETF

GDX gives investors exposure to a diversified portfolio of companies involved in the gold mining industry. GDX is the largest gold miners ETF in the world. GDX aims to provide investment returns, before fees and other costs, that track the performance of the Index.

## GDX

### Benefits

#### Access the power of gold miners

Gold mining companies' fortunes are inextricably linked to the price of gold bullion.

#### Portfolio risk management

The gold mining sector has historically benefited during periods of extreme volatility in financial markets and has been used to provide a hedge to inflation.

#### Global diversification

Access a portfolio of global large to mid-sized gold mining companies with one trade on ASX.

### Performance

	1 Month (%)	3 Months (%)	6 Months (%)	1 Year (%)	3 Year (% p.a.)	5 Year (% p.a.)	Since Inception (% p.a.)
Price return	2.29	12.13	13.36	57.52	10.75	9.41	10.92
Income return	0.00	0.00	0.00	2.29	1.29	1.19	0.96
<b>Total return</b>	<b>2.29</b>	<b>12.13</b>	<b>13.36</b>	<b>59.81</b>	<b>12.04</b>	<b>10.60</b>	<b>11.88</b>
GDX index	2.32	12.26	13.56	60.39	12.39	10.96	12.32

The table above shows past performance of the ETF from 26 June 2015. Index performance shown prior to its launch date is simulated based on the current index methodology. Results are calculated to the last business day of the month and assume immediate reinvestment of distributions. ETF results are net of management fees and costs, but before brokerage fees or bid/ask spreads incurred when investors buy/sell on the ASX. Returns for periods longer than one year are annualised. Past performance is not a reliable indicator of current or future performance which may be lower or higher. GDX invests directly in the underlying securities that comprise the index. GDX acted as a 'feeder fund' from 9th October 2019 – 11 May 2022 giving investors access to a fund domiciled in the United States. From 26 June 2015 – 8th October 2019, the fund operated as a CDI.

### Key risks

An investment in our gold miners ETF carries risks associated with: ASX trading time differences, financial markets generally, individual company management, industry sectors, foreign currency, country or sector concentration, political, regulatory and tax risks, fund operations and tracking an index. See the VanEck Gold Miners ETF PDS and TMD for more details.

### Fund information

#### ASX code

GDX

#### Bloomberg code

GDMAUDNR

#### IRESS code

GDX.AXW

#### Index

NYSE Arca Gold Miners Index

#### Inception date

26 June 2015

#### Net Assets

\$636.0M

#### Management fee\*

0.53% p.a.

#### Dividend frequency

1 each year

### Fundamentals

#### Number of holdings

57

#### Price/Earnings ratio

17.78

#### Fwd Price/Earnings ratio

14.11

#### Price/Book ratio

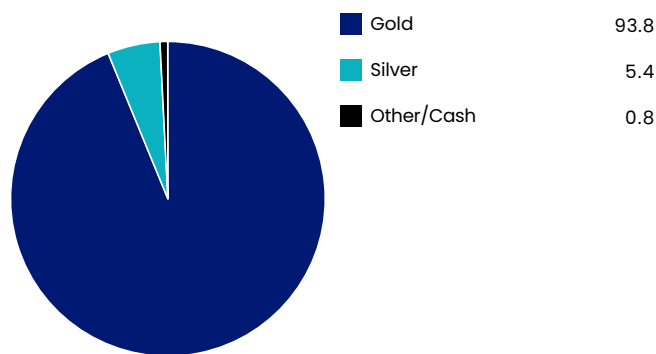
1.98

#### Dividend yield

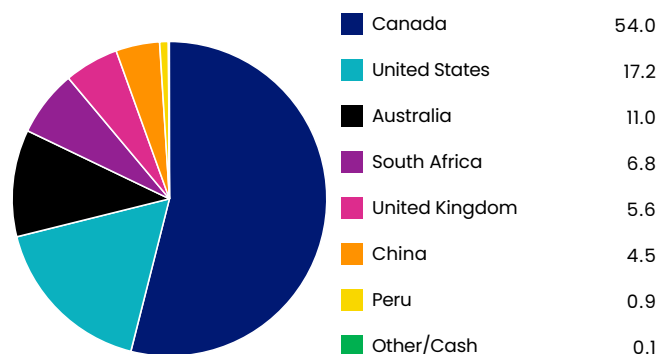
1.46%

\*Other fees and costs apply. Please see the PDS for more details.

## Sector weightings (%)



## Country weightings (%)



## Top ten fund holdings (weightings %)

<b>NEWMONT CORP</b>	12.0
<b>AGNICO EAGLE MINES LTD</b>	11.8
<b>WHEATON PRECIOUS METALS CORP</b>	7.6
<b>BARRICK GOLD CORP</b>	7.6
<b>FRANCO-NEVADA CORP</b>	6.7





<b>GOLD FIELDS LTD</b>	4.5
<b>KINROSS GOLD CORP</b>	3.7
<b>ANGLOGOLD ASHANTI PLC</b>	3.4
<b>NORTHERN STAR RESOURCES LTD</b>	3.4
<b>ZIJIN MINING GROUP CO LTD</b>	3.1

## About VanEck

For more than 60 years VanEck has delivered strategies for investors that provide unequalled access to markets, sectors and investment ideas. VanEck is one of the world's largest issuers of ETFs, managing in excess of US\$100 billion globally for individual and institutional investors. In Australia, VanEck is a pioneer of smart beta strategies and has more than 40 funds on ASX.

### Contact us

+61 2 8038 3300  
[info@vaneck.com.au](mailto:info@vaneck.com.au)  
[vaneck.com.au](http://vaneck.com.au)

-  VanEck-Australia
-  VanEck\_Au
-  VanEckAus
-  VanEckAustralia

Source: VanEck, FactSet.

Securities listed are not recommendations to buy or sell.

All figures are in Australian dollars unless stated otherwise.

Dividend Yield is the weighted average of each portfolio security's distributed income during the prior twelve months.

VanEck Investments Limited (ACN 146 596 116 AFSL 416755) (VanEck) is the issuer and responsible entity of all VanEck exchange traded funds (Funds) trading on the ASX. This information is general in nature and not personal advice, it does not take into account any person's financial objectives, situation or needs. The product disclosure statement (PDS) and the target market determination (TMD) for all Funds are available at [vaneck.com.au](http://vaneck.com.au). You should consider whether or not an investment in any Fund is appropriate for you. Investments in a Fund involve risks associated with financial markets. These risks vary depending on a Fund's investment objective. Refer to the applicable PDS and TMD for more details on risks. Investment returns and capital are not guaranteed.

NYSE® Arca Gold Miners Index® is a trademark of ICE Data Indices, LLC or its affiliates ("ICE Data") and has been licensed for use by VanEck in connection with the US Fund. Neither the Trust nor the Fund is sponsored, endorsed, sold or promoted by ICE Data. ICE Data makes no representations or warranties regarding the Trust or the Fund or the ability of the NYSE Arca Gold Miners Index to track general stock market performance. ICE DATA MAKES NO EXPRESS OR IMPLIED WARRANTIES, AND HEREBY EXPRESSLY DISCLAIMS ALL WARRANTIES OF MERCHANTABILITY OR FITNESS FOR A PARTICULAR PURPOSE WITH RESPECT TO THE NYSE ARCA GOLD MINERS INDEX OR ANY DATA INCLUDED THEREIN. IN NO EVENT SHALL ICE DATA HAVE ANY LIABILITY FOR ANY SPECIAL, PUNITIVE, INDIRECT, OR CONSEQUENTIAL DAMAGES (INCLUDING LOST PROFITS), EVEN IF NOTIFIED OF THE POSSIBILITY OF SUCH DAMAGES.