



# VanEck Small Companies Masters ETF

MVS is an Australian small caps ETF, giving investors exposure to a diversified portfolio of ASX-listed small companies. This Australian small companies ETF aims to provide investment returns, before fees and other costs, that track the performance of the Index.

## MVS

### Benefits

#### Growth potential for strong returns

Small companies provide emerging opportunities that incur higher risk but offer potentially higher growth.

#### Systematic approach to small companies investing

Captures emerging companies opportunities by focusing on those with GARP (growth at a reasonable price) attributes.

#### Diversified exposure

A portfolio that includes a wide range of emerging companies and sectors including healthcare, industrials, resources, technology, energy and more – all with one trade on ASX.

### Performance History

	1 Month (%)	3 Months (%)	6 Months (%)	1 Year (%)	3 Year (% p.a.)	5 Year (% p.a.)	Since Inception (% p.a.)
Price return	-1.09	3.75	5.92	11.25	-3.44	-1.07	1.70
Income return	0.00	0.00	1.97	4.58	4.08	3.95	3.67
<b>Total return</b>	<b>-1.09</b>	<b>3.75</b>	<b>7.89</b>	<b>15.83</b>	<b>0.64</b>	<b>2.88</b>	<b>5.37</b>
MVS index	-1.05	3.87	8.16	16.43	1.08	3.36	5.87
S&P/ASX Small Ordinaries Index	1.32	7.29	7.28	19.88	-0.08	4.60	6.73

The table above shows past performance of MVS from 26 May 2015. Effective 23 September 2024 MVS' reference index changed from MVIS Australia Small-Cap Dividend Payers Index ('old index') to MarketGrader Australia Small Cap 60 Index ('new index') with a change to the investment objective. Index\* includes the old index performance from 26 May 2015 and the new index performance from 23 September 2024 onwards. Results are calculated to the last business day of the month and assume immediate reinvestment of dividends. ETF results are net of management fees and costs, but before brokerage fees or bid/ask spreads incurred when investors buy/sell on the ASX. Index performance excludes cost of investing in the ETF. Returns for periods longer than one year are annualised. Past performance is not a reliable indicator of current or future performance which may be lower or higher.

### Key risks

An investment in the ETF carries risks associated with: financial markets generally, individual company management, industry sectors, stock and sector concentration, fund operations and tracking an index. See the VanEck Small Companies Masters ETF PDS and TMD for more details.

### Fund information

#### ASX code

MVS

#### Bloomberg code

MGAUSCTR

#### IRESS code

MVS.AXW

#### Index

MarketGrader Australia Small Cap 60 Index

#### Inception date

26 May 2015

#### Net Assets

\$167.2M

#### Management fee\*

0.49% p.a.

#### Dividend frequency

2 each year

### Fundamentals

#### Number of holdings

60

#### Price/Earnings ratio

17.54

#### Fwd Price/Earnings ratio

14.96

#### Price/Book ratio

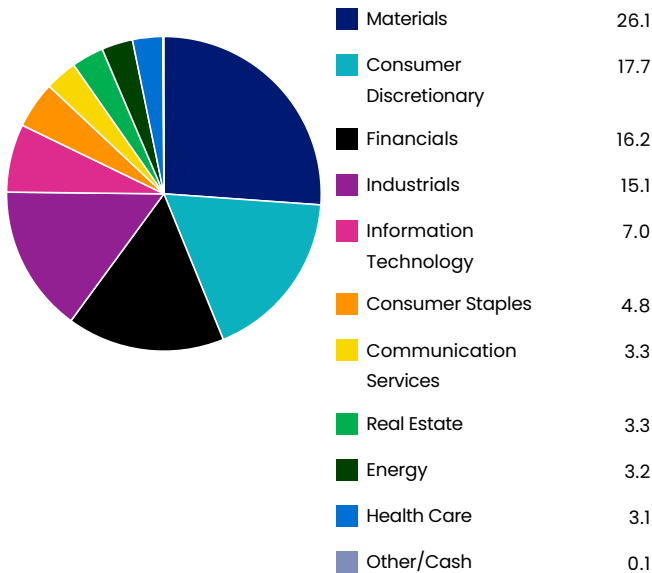
2.12

#### Dividend yield

3.20%

\*Other fees and costs apply. Please see the PDS for more details.

## Sector weightings (%)



## Top ten fund holdings (weightings %)

<b>ZIP CO LTD</b>	2.4
<b>PINNACLE INVESTMENT MANAGEMENT GROUP LT</b>	2.2
<b>HUB24 LTD</b>	2.1
<b>JOHNS LYNG GROUP LTD</b>	2.0
<b>CORPORATE TRAVEL MANAGEMENT LTD</b>	2.0


<b>NUIX LTD</b>	2.0
<b>PERENTI GLOBAL LTD</b>	1.9
<b>AMP LTD</b>	1.9
<b>MAGELLAN FINANCIAL GROUP LTD</b>	1.9
<b>IMDEX LTD</b>	1.9


## About VanEck


For more than 60 years VanEck has delivered strategies for investors that provide unequalled access to markets, sectors and investment ideas. VanEck is one of the world's largest issuers of ETFs, managing in excess of US\$100 billion globally for individual and institutional investors. In Australia, VanEck is a pioneer of smart beta strategies and has more than 40 funds on ASX.


### Contact us

+61 2 8038 3300  
[info@vaneck.com.au](mailto:info@vaneck.com.au)  
[vaneck.com.au](http://vaneck.com.au)

 VanEck-Australia

 VanEck\_Au

 VanEckAus

 VanEckAustralia

Source: VanEck, FactSet.

Securities listed are not recommendations to buy or sell.

All figures are in Australian dollars unless stated otherwise.

Dividend Yield is the weighted average of each portfolio security's distributed income during the prior twelve months.

VanEck Investments Limited (ACN 146 596 116 AFSL 416755) (VanEck) is the issuer and responsible entity of all VanEck exchange traded funds (Funds) trading on the ASX. This information is general in nature and not personal advice, it does not take into account any person's financial objectives, situation or needs. The product disclosure statement (PDS) and the target market determination (TMD) for all Funds are available at [vaneck.com.au](http://vaneck.com.au). You should consider whether or not an investment in any Fund is appropriate for you. Investments in a Fund involve risks associated with financial markets. These risks vary depending on a Fund's investment objective. Refer to the applicable PDS and TMD for more details on risks. Investment returns and capital are not guaranteed.

VanEck Small Companies Masters ETF ('MVS') is not sponsored, endorsed, distributed, sold or promoted by MarketGrader.com Corp ('MarketGrader'). MarketGrader's only relationship to VanEck is the licensing of the MarketGrader Australia Small Cap 60 Index ('Index') which is determined, composed and calculated by MarketGrader and Refinitiv without regard to VanEck or MVS. MarketGrader and Refinitiv have no obligation to take the needs of VanEck or investors in MVS into consideration in determining, composing or calculating the Index.