

VanEck Australian Equal Weight ETF

MVW gives investors exposure to a diversified portfolio of Australian equities. The holdings in MVW are equally weighted. MVW aims to provide investment returns, before fees and other costs, that track the performance of the Index.



Benefits

Core Australian equity strategy

An award winning Australian equity strategy backed by significant research investing in the largest and most liquid Australian listed companies.

Diversification across companies and sectors

A portfolio which offers true diversification by equally weighting across companies and reducing sector concentration.

Outperformance potential

Equally weighting has been proven to produce long-term outperformance compared to a market capitalisation approach.

Performance

	1 Month (%)	3 Months (%)	1 Year (%)	3 Year (% p.a.)	5 Year (% p.a.)	10 Year (% p.a.)	Since Inception (% p.a.)
Price return	-2.68	-1.43	-2.23	1.78	10.14	4.72	5.54
Income return	0.00	0.00	4.39	4.11	3.96	3.47	3.32
Total return	-2.68	-1.43	2.16	5.89	14.10	8.19	8.86
MVW index	-2.65	-1.34	2.54	6.29	14.51	8.59	9.23
S&P/ASX 200 Index	-3.39	-2.80	2.84	5.62	13.24	7.15	7.72

The table above shows past performance of the ETF from 4 March 2014. Index performance shown prior to 29 November 2013 is simulated based on the current Index methodology. Results are calculated to the last business day of the month and assume immediate reinvestment of distributions. ETF results are net of management fees and costs, but before brokerage fees or bid/ask spreads incurred when investors buy/sell on the ASX. Returns for periods longer than one year are annualised. Past performance is not a reliable indicator of current or future performance which may be lower or higher. The S&P/ASX 200 Index is shown for comparison purposes as it is the widely recognised benchmark used to measure the performance of the broad Australian equities market. It includes the 200 largest ASX-listed companies, weighted by market capitalisation. MVW's index measures the performance of the largest and most liquid ASX-listed companies, weighted equally at rebalance. MVW's index has fewer companies and different industry allocations than the S&P/ASX 200.

Key risks

An investment in our Australian equal weight ETF carries risks associated with: financial markets generally, individual company management, industry sectors, fund operations and tracking an index. See the VanEck Australian Equal Weight ETF PDS and TMD for more details.

Awards



Fund information

ASX code

MVW

Bloomberg code

MVMWTRG

IRESS code

MVW.AXW

Index

MVIS Australia Equal Weight Index

Inception date

04 March 2014

Net Assets

\$2.6B

Management fee*

0.35% p.a.

Dividend frequency

2 each year

Fundamentals

Number of holdings

74

Price/Earnings ratio

21.85

Fwd Price/Earnings ratio

18.33

Price/Book ratio

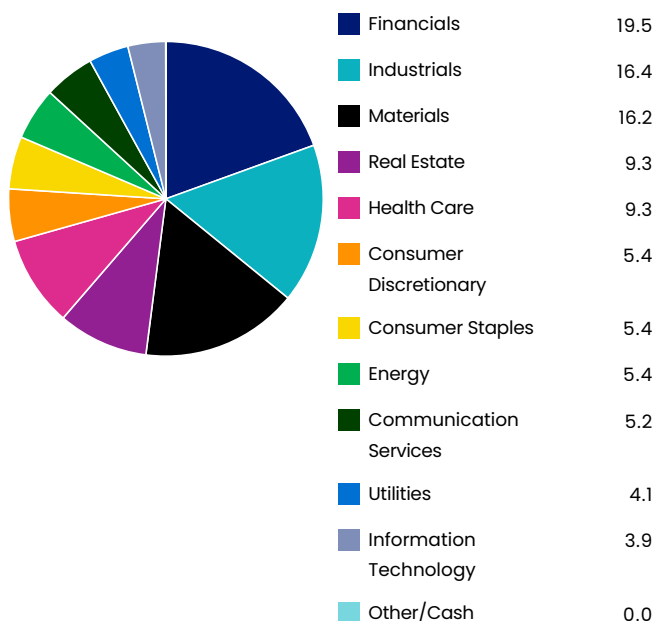
1.89

Dividend yield

3.48%

*Other fees and costs apply. Please see the PDS for more details.

Sector weightings (%)



Top ten fund holdings (weightings %)

EVOLUTION MINING LTD	1.54
WASHINGTON H SOUL PATTINSON & CO LTD	1.48
NORTHERN STAR RESOURCES LTD	1.46
MEDIBANK PVT LTD	1.45
COMMONWEALTH BANK OF AUSTRALIA	1.45


TRANSURBAN GROUP	1.45
WOOLWORTHS GROUP LTD	1.44
QBE INSURANCE GROUP LTD	1.44
JB HI-FI LTD	1.44
BANK OF QUEENSLAND LTD	1.44


About VanEck


For more than 60 years VanEck has delivered strategies for investors that provide unequalled access to markets, sectors and investment ideas. VanEck is one of the world's largest issuers of ETFs, managing in excess of US\$100 billion globally for individual and institutional investors. In Australia, VanEck is a pioneer of smart beta strategies and has more than 40 funds on ASX.

Contact us

+61 2 8038 3300
info@vaneck.com.au
vaneck.com.au

 VanEck-Australia

 VanEck_Au

 VanEckAus

 VanEckAustralia

Source: VanEck, FactSet.

Securities listed are not recommendations to buy or sell.

All figures are in Australian dollars unless stated otherwise.

Dividend Yield is the weighted average of each portfolio security's distributed income during the prior twelve months.

VanEck Investments Limited (ACN 146 596 116 AFSL 416755) (VanEck) is the issuer and responsible entity of all VanEck exchange traded funds (Funds) trading on the ASX. This information is general in nature and not personal advice, it does not take into account any person's financial objectives, situation or needs. The product disclosure statement (PDS) and the target market determination (TMD) for all Funds are available at vaneck.com.au. You should consider whether or not an investment in any Fund is appropriate for you. Investments in a Fund involve risks associated with financial markets. These risks vary depending on a Fund's investment objective. Refer to the applicable PDS and TMD for more details on risks. Investment returns and capital are not guaranteed.

MVIS Australia Equal Weight Index ('MVIS Index') is the exclusive property of MV Index Solutions GmbH based in Frankfurt, Germany ('MVIS'). MVIS is a related entity of VanEck. MVIS makes no representation regarding the advisability of investing in the Fund. MVIS has contracted with Solactive AG to maintain and calculate the MVIS Index. Solactive uses its best efforts to ensure that the MVIS Index is calculated correctly. Irrespective of its obligations towards MVIS, Solactive has no obligation to point out errors in the MVIS Index to third parties.

Awards are determined using proprietary methodologies. Awards are solely statements of opinions and do not represent recommendations to make investment decisions.