



# VanEck MSCI International Value ETF

VLUE gives investors a diversified portfolio of 250 international developed market large- and mid-cap companies, with high value scores as calculated by MSCI at each rebalance. Our international value ETF aims to provide investment returns, before fees and other costs, that track the performance of the Index.

## VLUE

### Benefits

#### International companies exhibiting value characteristics

Access a portfolio of international companies that are selected for their high value score relative to sector peers as measured by MSCI based on: (i) price to book value; (ii) price to forward earnings; and (iii) enterprise value to cash flow from operations.

#### Long term focus, capturing value across the market cycle

The index is designed to capture a high level of exposure to value while minimising unintended and unwanted sector bets.

#### Diversified across countries, sectors and companies

Offering investors a portfolio of 250 companies across a range of geographies, sectors and economies.

### Performance

	1 Month (%)	3 Months (%)	6 Months (%)	1 Year (%)	3 Year (% p.a.)	5 Year (% p.a.)	Since Inception (% p.a.)
Price return	3.14	8.94	12.50	10.24	8.35	--	9.35
Income return	0.00	0.00	0.00	4.50	3.46	--	2.75
<b>Total return</b>	<b>3.14</b>	<b>8.94</b>	<b>12.50</b>	<b>14.74</b>	<b>11.81</b>	<b>--</b>	<b>12.10</b>
VLUE index	3.15	9.02	12.64	14.92	11.94	10.05	12.27
MSCI World ex Australia Index	-0.36	5.01	14.24	21.30	16.15	14.85	16.55

The table above shows past performance of the ETF from 8 March 2021. Index performance shown prior to 15 February 2021 ("Launch Date") is simulated based on the current Index methodology. Results are calculated to the last business day of the month and assume immediate reinvestment of distributions. ETF results are net of management fees and costs, but before brokerage fees or bid/ask spreads incurred when investors buy/sell on the ASX. Returns for periods longer than one year are annualised. Past performance is not a reliable indicator of current or future performance which may be lower or higher. The MSCI World ex Australia Index ("MSCI World ex Aus") is shown for comparison purposes as it is the widely recognised benchmark used to measure the performance of developed market large- and mid-cap companies, weighted by market capitalisation. VLUE's index measures the performance of 250 companies selected from MSCI World ex Aus based on MSCI value scores, weighted by market cap x value score at rebalance. Consequently VLUE's index has fewer companies and different country and industry allocations than MSCI World ex Aus.

### Key risks

An investment in our international value ETF carries risks associated with: ASX trading time differences, financial markets generally, individual company management, industry sectors, foreign currency, country or sector concentration, political, regulatory and tax risks, fund operations, liquidity and tracking an index. See the VanEck MSCI International Value ETF PDS and TMD for more details.

### Fund information

#### ASX code

VLUE

#### Bloomberg code

NA736924

#### IRESS code

VLUE.AXW

#### Index

MSCI World ex Australia  
Enhanced Value Top 250 Select  
Index

#### Inception date

08 March 2021

#### Net Assets

\$312.8M

#### Management fee\*

0.40% p.a.

#### Dividend frequency

1 each year

### Fundamentals

#### Number of holdings

250

#### Price/Earnings ratio

12.08

#### Fwd Price/Earnings ratio

10.29

#### Price/Book ratio

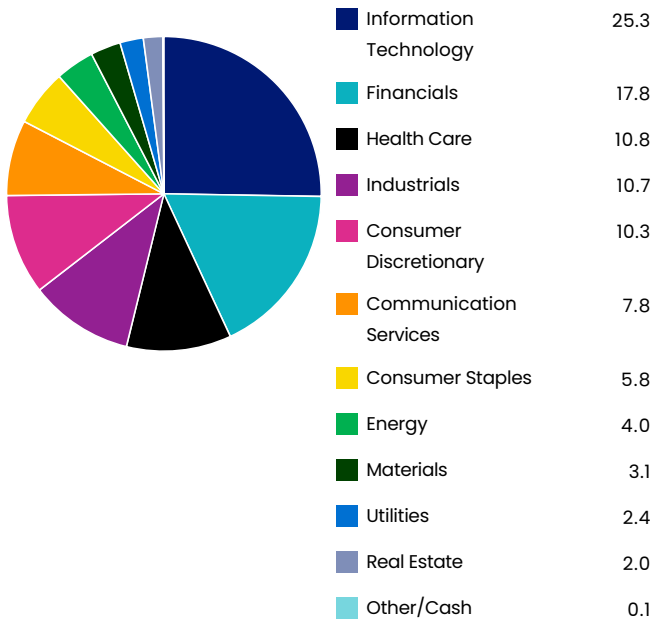
1.17

#### Dividend yield

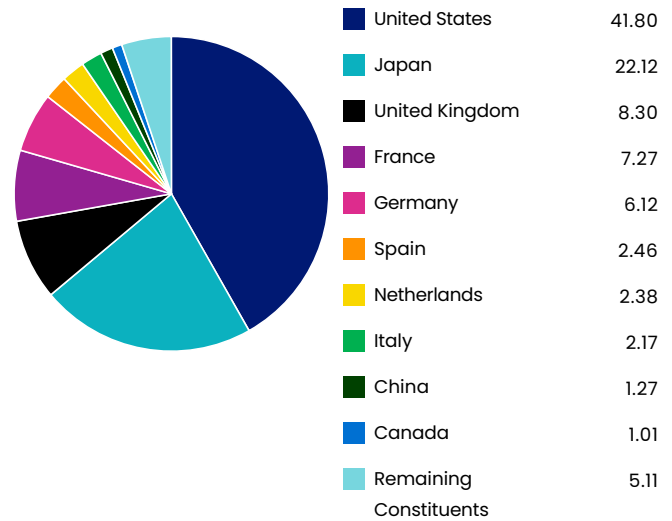
3.50%

\*Other fees and costs apply.  
Please see the PDS for more  
details.

## Sector weightings (%)



## Country weightings (%)



## Top ten fund holdings (weightings %)

<b>CISCO SYSTEMS INC</b>	3.7
<b>INTERNATIONAL BUSINESS MACHINES CORP</b>	2.5
<b>AT&amp;T INC</b>	2.4
<b>QUALCOMM INC</b>	2.2
<b>INTEL CORP</b>	2.1





<b>TOYOTA MOTOR CORP</b>	1.9
<b>VERIZON COMMUNICATIONS INC</b>	1.8
<b>HSBC HOLDINGS PLC</b>	1.6
<b>PFIZER INC</b>	1.4
<b>CITIGROUP INC</b>	1.3

## About VanEck

For more than 60 years VanEck has delivered strategies for investors that provide unequalled access to markets, sectors and investment ideas. VanEck is one of the world's largest issuers of ETFs, managing in excess of US\$100 billion globally for individual and institutional investors. In Australia, VanEck is a pioneer of smart beta strategies and has more than 40 funds on ASX.

### Contact us

+61 2 8038 3300  
[info@vaneck.com.au](mailto:info@vaneck.com.au)  
[vaneck.com.au](http://vaneck.com.au)

-  VanEck-Australia
-  VanEck\_Au
-  VanEckAus
-  VanEckAustralia

Source: VanEck, FactSet.  
 Securities listed are not recommendations to buy or sell.  
 All figures are in Australian dollars unless stated otherwise.  
 Dividend Yield is the weighted average of each portfolio security's distributed income during the prior twelve months.

VanEck Investments Limited (ACN 146 596 116 AFSL 416755) (VanEck) is the issuer and responsible entity of all VanEck exchange traded funds (Funds) trading on the ASX. This information is general in nature and not personal advice, it does not take into account any person's financial objectives, situation or needs. The product disclosure statement (PDS) and the target market determination (TMD) for all Funds are available at [vaneck.com.au](http://vaneck.com.au). You should consider whether or not an investment in any Fund is appropriate for you. Investments in a Fund involve risks associated with financial markets. These risks vary depending on a Fund's investment objective. Refer to the applicable PDS and TMD for more details on risks. Investment returns and capital are not guaranteed. VLUE is indexed to a MSCI index. VLUE is not sponsored, endorsed or promoted by MSCI, and MSCI bears no liability with respect to VLUE or the MSCI World ex Australia Enhanced Value Top 250 Select Index. The PDS contains a more detailed description of the limited relationship MSCI has with VanEck and VLUE.