

Target Market Determination

VanEck MSCI International Quality ETF (ASX code: QUAL)

This Target Market Determination (**TMD**) is required under section 994B of the *Corporations Act 2001* (Cth) (**the Act**). This TMD describes the class of consumers that comprises the target market for the financial product and matters relevant to the product's distribution and review (specifically, distribution conditions, review triggers and periods, and reporting requirements). Distributors must take reasonable steps that will, or are reasonably likely to, result in distribution of the product being consistent with the most recent TMD (unless the distribution is excluded conduct).

This document is **not** a product disclosure statement (**PDS**) and is **not** a complete summary of the product features or terms of the product. This document does not take into account any person's individual objectives, financial situation or needs. Persons interested in acquiring this product should carefully read the PDS for the product before making a decision whether to buy this product.

Important terms used in this TMD are defined in the TMD Definitions which supplement this document. Capitalised terms have the meaning given to them in the product's PDS, unless otherwise defined. The PDS can be obtained at www.vaneck.com.au/library/document-listing.

Target Market Summary

This product is likely to be appropriate for a consumer who:

- is seeking capital growth;
- is intending to use the product as a major, core, minor or satellite allocation within a portfolio;
- has an investment timeframe of at least 5 years;
- has a High risk/return profile; and
- is seeking withdrawal proceeds to be typically paid within a week of request.

QUAL is an exchange traded product and is generally only available to consumers through the ASX.

Fund and Issuer Identifiers

| | | | |
|---------------------|--|-----------------------------|---------------|
| Issuer | VanEck Investments Limited | ISIN Code | AU00000QUAL9 |
| Issuer ABN | 22 146 596 116 | Market Identifier Code | XASX |
| Issuer AFSL | 416 755 | Product Exchange code | QUAL |
| TMD contact details | VanEck Australia - DDO DDO@vaneck.com.au | TMD issue date | 2 August 2024 |
| Fund name | VanEck MSCI International Quality ETF | TMD Version | 3 |
| ARSN | 601 798 172 | Distribution status of fund | Available |

Description of Target Market

TMD indicator key

The Consumer Attributes for which the product is likely to be appropriate have been assessed using a red and green rating methodology:

In target market

Not in target market

Instructions

In the tables below, Column 1, Consumer Attributes, indicates a description of the likely objectives, financial situation and needs of the class of consumers that are considering this product. Column 2, TMD indicator, indicates whether a consumer meeting the attribute in column 1 is likely to be in the target market for this product.

Appropriateness

The Issuer has assessed the product and formed the view that the product, including its key attributes, is likely to be consistent with the likely objectives, financial situation and needs of consumers in the target market, as the features of this product in Column 3 of the table below are likely to be suitable for consumers with the attributes identified with a green TMD Indicator in Column 2.




Investment products and diversification

A consumer (or class of consumer) may intend to hold a product as part of a diversified portfolio (for example, with an intended product use of *minor allocation*). In such circumstances, the product should be assessed against the consumer's attributes for the relevant portion of the portfolio, rather than the consumer's portfolio as a whole. For example, a consumer may seek to construct a balanced or moderate diversified portfolio with a minor allocation to growth assets. In this case, a product with a *High* risk/return profile may be consistent with the consumer's objectives for that *minor allocation* notwithstanding that the risk/return profile of the consumer as a whole is *Medium*. In making this assessment, distributors should consider all features of a product (including its key attributes).








| Consumer Attributes <i>A description of the likely objectives, financial situation and needs of the class of consumers in the target market</i> | TMD Indicator | Product description including key attributes |
|--|---------------|--|
|--|---------------|--|

Consumer's investment objective

| | | |
|----------------------|---|---|
| Capital Growth |  | QUAL's investment objective is to provide investment returns before fees and other costs which track the performance of the MSCI World ex Australia Quality Index (the Reference Index) in Australian dollars. |
| Capital Preservation |  | QUAL invests in a portfolio of quality growth stocks selected from the parent index, MSCI World ex Australia Index, by identifying stocks with a high quality score based on three fundamental variables: return on equity, earnings variability, and debt to equity ratio. |
| Income Distribution |  | QUAL primarily invests in growth assets and therefore it is appropriate for consumers who are seeking capital growth. |






Consumer's intended product use (% of Investable Assets)

| | | |
|----------------------------------|---|---|
| Solution/Standalone (up to 100%) |  | QUAL invests in a portfolio of quality growth stocks that form the Reference Index. The portfolio diversification of QUAL has been assessed as high because it is exposed to a large number of holdings across multiple geographic locations from a single broad asset class. |
| Major allocation (up to 75%) |  | QUAL is therefore appropriate for consumers who are intending to use the product as a major, core, minor allocation or satellite allocation within a portfolio |
| Core component (up to 50%) |  | |
| Minor allocation (up to 25%) |  | |
| Satellite allocation (up to 10%) |  | |

Consumer's investment timeframe

| | | |
|------------------------------|-------------------|--|
| Minimum investment timeframe | 5 years or longer | The minimum suggested timeframe for holding investments in QUAL is 5 years. This rating is based on the historical index volatility over a 20-year period. |
|------------------------------|-------------------|--|








Consumer's Risk (ability to bear loss) and Return profile

| | | |
|----------------|---|--|
| Low |  | QUAL is expected to experience high levels of volatility and 3-4 negative returns over a 20 year period, with a correspondingly high return profile. This assessment is based on the historical index returns and volatility for which QUAL tracks. As such QUAL has been assessed as being appropriate for consumers with a high risk/return profile. |
| Medium |  | |
| High |  | For additional information on the risks associated with QUAL, refer to the Product Disclosure Statement. |
| Very high |  | |
| Extremely high |  | |

Consumer Attributes

A description of the likely objectives, financial situation and needs of the class of consumers in the target market

TMD Indicator**Product description including key attributes****Consumer's need to access capital**

| | | |
|--------------------------------|---|--|
| Within one week of request |  | Under ordinary circumstances consumers can buy and sell units in QUAL on ASX and Cboe Australia on any day that ASX and Cboe Australia are open. A sale of units in QUAL will generally settle two trading days after the date of the sale trade under ordinary circumstances. |
| Within one month of request |  | |
| Within three months of request |  | |
| Within one year of request |  | |
| Within 5 years of request |  | |
| Within 10 years of request |  | |
| 10 years or more |  | |

Distribution Conditions/Restrictions

| Distribution conditions | Distribution condition rationale |
|--|---|
| Retail clients can only purchase and sell QUAL on ASX and Cboe Australia. | This distribution condition will assist with QUAL being distributed to consumers within the target market, as outlined in this TMD. |
| VanEck maintains reasonable controls relating to communications regarding QUAL to ensure they align with this TMD. | This distribution condition mitigates the risk of QUAL being distributed to consumers outside the target market, as outlined in this TMD. |

Review triggers

| |
|---|
| Material change to key attributes, fund investment objective and/or fees. |
| Material deviation from benchmark / objective over sustained period. |
| Key attributes have not performed as disclosed by a material degree and for a material period. |
| Determination by the issuer of an ASIC reportable Significant Dealing. |
| Material or unexpectedly high number of complaints (as defined in section 994A(1) of the Act) about the product or distribution of the product. |
| The use of Product Intervention Powers, regulator orders or directions that affects the product. |

Mandatory TMD review periods

| Review period | Maximum period for review |
|-------------------|---------------------------|
| Initial review | 1 year (completed) |
| Subsequent review | 2 years |

Distributor reporting requirements

| Reporting requirement | Reporting period | Which distributors this requirement applies to |
|---|---|--|
| Complaints (as defined in section 994A(1) of the Act) relating to the product. The distributor should provide all the content of the complaint, having regard to privacy. | As soon as practicable but no later than 10 business days following end of calendar quarter. | All distributors |
| Significant dealing outside of target market, under section 994F(6) of the Act. See Definitions for further detail. | As soon as practicable but no later than 10 business days after distributor becomes aware of the significant dealing. | All distributors |

Reports are to be emailed to ddo@vaneck.com.au.

Definitions

In some instances, examples have been provided below. These examples are indicative only and not exhaustive.

| Term | Definition |
|------|------------|
|------|------------|

Consumer's investment objective

| | |
|----------------------|---|
| Capital Growth | The consumer seeks to invest in a product designed or expected to generate capital return over the investment timeframe. The consumer prefers exposure to growth assets (such as shares or property) or otherwise seeks an investment return above the current inflation rate. |
| Capital Preservation | The consumer seeks to invest in a product designed or expected to have low volatility and minimise capital loss. The consumer prefers exposure to defensive assets that are generally lower in risk and less volatile than growth investments (this may include cash or fixed income securities). |
| Income Distribution | The consumer seeks to invest in a product designed or expected to distribute regular and/or tax-effective income. The consumer prefers exposure to income-generating assets (this may include high dividend-yielding equities, fixed income securities and money market instruments). |

Consumer's intended product use (% of Investable Assets)

| | |
|----------------------------------|--|
| Solution/Standalone (up to 100%) | The consumer may hold the investment as up to 100% of their total <i>investable assets</i> . The consumer is likely to seek a product with <i>very high</i> portfolio diversification. |
| Major allocation (up to 75%) | The consumer may hold the investment as up to 75% of their total <i>investable assets</i> . The consumer is likely to seek a product with at least <i>high</i> portfolio diversification. |
| Core Component (up to 50%) | The consumer may hold the investment as up to 50% of their total <i>investable assets</i> . The consumer is likely to seek a product with at least <i>medium</i> portfolio diversification. |
| Minor allocation (up to 25%) | The consumer may hold the investment as up to 25% of their total <i>investable assets</i> . The consumer is likely to seek a product with at least <i>low</i> portfolio diversification. |
| Satellite allocation (up to 10%) | The consumer may hold the investment as up to 10% of the total <i>investable assets</i> . The consumer may seek a product with <i>very low</i> portfolio diversification. Products classified as <i>extremely high</i> risk are likely to meet this category only. |
| <i>Investable Assets</i> | Those assets that the investor has available for investment, excluding the residential home. |

Portfolio diversification (for completing the key product attribute section of consumer's intended product use)

Note: exposures to cash and cash-like instruments may sit outside the diversification framework below

| | |
|-----------|---|
| Very low | The product provides exposure to a single asset (for example, a commercial property) or a niche asset class (for example, minor commodities, crypto-assets or collectibles). |
| Low | The product provides exposure to a small number of holdings (for example, fewer than 25 securities) or a narrow asset class, sector or geographic market (for example, a single major commodity (e.g. gold) or equities from a single emerging market economy). |
| Medium | The product provides exposure to a moderate number of holdings (for example, up to 50 securities) in at least one broad asset class, sector or geographic market (for example, Australian fixed income securities or global natural resources). |
| High | The product provides exposure to a large number of holdings (for example, over 50 securities) in multiple broad asset classes, sectors or geographic markets (for example, global equities). |
| Very high | The product provides exposure to a large number of holdings across a broad range of asset classes, sectors and geographic markets with limited correlation to each other. |

| Term | Definition |
|---|--|
| Consumer's intended investment timeframe | |
| Minimum | The minimum suggested timeframe for holding the product. Typically, this is the rolling period over which the investment objective of the product is likely to be achieved. |
| Consumer's Risk (ability to bear loss) and Return profile | |
| <p>This TMD uses the Standard Risk Measure (SRM) to estimate the likely number of negative annual returns for this product over a 20 year period, using the guidance and methodology outlined in the <i>Standard Risk Measure Guidance Paper For Trustees</i> (note the bands in the SRM guidance differ from the bands used in this TMD). However, SRM is not a complete assessment of risk and potential loss. For example, it does not detail important issues such as the potential size of a negative return (including under conditions of market stress) or that a positive return could still be less than a consumer requires to meet their investment objectives/needs. The SRM methodology may be supplemented by other risk factors. For example, some products may use leverage, derivatives or short selling; may have liquidity or withdrawal limitations; may have underlying investments with valuation risks or risks of capital loss; or otherwise may have a complex structure or increased investment risks, which should be documented together with the SRM to substantiate the product risk rating.</p> <p>A consumer's desired product return profile would generally take into account the impact of fees, costs and taxes.</p> | |
| Low | <p>For the relevant part of the consumer's portfolio, the consumer:</p> <ul style="list-style-type: none"> • has a conservative or low risk appetite, • seeks to minimise volatility and potential losses (e.g. has the ability to bear up to 1 negative return over a 20 year period (SRM 1 to 2)), and • is comfortable with a low target return profile. <p>The consumer typically prefers stable, defensive assets (such as cash).</p> |
| Medium | <p>For the relevant part of the consumer's portfolio, the consumer:</p> <ul style="list-style-type: none"> • has a moderate or medium risk appetite, • seeks low volatility and potential losses (e.g. has the ability to bear up to 4 negative returns over a 20 year period (SRM 3 to 5)), and • is comfortable with a moderate target return profile. <p>The consumer typically prefers defensive assets (for example, fixed income).</p> |
| High | <p>For the relevant part of the consumer's portfolio, the consumer:</p> <ul style="list-style-type: none"> • has a high risk appetite, • can accept high volatility and potential losses (e.g. has the ability to bear up to 6 negative returns over a 20 year period (SRM 5 or 6)), and • seeks high returns (typically over a medium or long timeframe). <p>The consumer typically prefers growth assets (for example, shares and property).</p> |
| Very high | <p>For the relevant part of the consumer's portfolio, the consumer:</p> <ul style="list-style-type: none"> • has a very high risk appetite, • can accept very high volatility and potential losses (e.g. has the ability to bear 6 to 7 negative returns over a 20 year period (SRM 6 or 7)), and • seeks to maximise returns (typically over a medium or long timeframe). <p>The consumer typically prefers high growth assets (such as high conviction portfolios, hedge funds, and alternative investments).</p> |
| Extremely high | <p>For the relevant part of the consumer's portfolio, the consumer:</p> <ul style="list-style-type: none"> • has an extremely high risk appetite, • can accept significant volatility and losses, and • seeks to obtain accelerated returns (potentially in a short timeframe). <p>The consumer seeks extremely high risk, speculative or complex products which may have features such as significant use of derivatives, leverage or short positions or may be in emerging or niche asset classes (for example, crypto-assets or collectibles).</p> |

| Term | Definition |
|------|------------|
|------|------------|

Consumer's need to access capital

This consumer attribute addresses the likely period of time between the making of a request for redemption/withdrawal (or access to investment proceeds more generally) and the receipt of proceeds from this request under ordinary circumstances. Issuers should consider both the frequency for accepting the request and the length of time to accept, process and distribute the proceeds of such a request. To the extent that the liquidity of the underlying investments or possible liquidity constraints (e.g. ability to stagger or delay redemptions) could impact this, this is to be taken into consideration in aligning the product to the consumer's need to access capital. Where a product is held on investment platforms, distributors also need to factor in the length of time platforms take to process requests for redemption for underlying investments. Where access to investment proceeds from the product is likely to occur through a secondary market, the liquidity of the market for the product and likely realisable value on market should be considered, including in times of market stress.

Distributor Reporting

Significant dealings

Section 994F(6) of the Act requires distributors to notify the issuer if they become aware of a significant dealing in the product that is not consistent with the TMD. Neither the Act nor ASIC defines when a dealing is 'significant' and distributors have discretion to apply its ordinary meaning.

The issuer will rely on notifications of significant dealings to monitor and review the product, this TMD, and its distribution strategy, and to meet its own obligation to report significant dealings to ASIC.

Dealings outside this TMD may be significant because:

- they represent a material proportion of the overall distribution conduct carried out by the distributor in relation to the product, or
- they constitute an individual transaction which has resulted in, or will or is likely to result in, significant detriment to the consumer (or class of consumer).

In each case, the distributor should have regard to:





- the nature and risk profile of the product (which may be indicated by the product's risk rating or withdrawal timeframes),
- the actual or potential harm to a consumer (which may be indicated by the value of the consumer's investment, their intended product use or their ability to bear loss), and
- the nature and extent of the inconsistency of distribution with the TMD (which may be indicated by the number of red and/or amber ratings attributed to the consumer).

Objectively, a distributor may consider a dealing (or group of dealings) outside the TMD to be significant if:

- it constitutes more than half of the distributor's total retail product distribution conduct in relation to the product over the quarter,
- the consumer's intended product use is *solution/standalone*,
- the consumer's intended product use is *core component* or higher and the consumer's risk/return profile is *low*, or
- the relevant product has a green rating for consumers seeking *extremely high* risk/return.

Contact us

vaneck.com.au
info@vaneck.com.au
+61 2 8038 3300

-  VanEck-Australia
-  VanEck_Au
-  VanEckAus
-  VanEckAustralia

Important Information

Issued by VanEck Investments Limited ACN 146 596 116 AFSL 416755 ('VanEck') as responsible entity of units in the fund referred to in this material. This is general advice only, not personal financial advice. It does not take into account any person's individual objectives, financial situation or needs. Read the PDS and speak with a financial adviser to determine if the fund is appropriate for your circumstances. The PDS is available here. This material is not a financial product recommendation or an offer or solicitation with respect to the purchase or sale of any financial product in any jurisdiction.

This material is not intended for distribution to, or use by, any person or entity in any jurisdiction or country where such distribution or use would be contrary to local law or regulation.